DETAILY, 1.ČASŤ

M 1:100, 1:50, 1:25, 1:10, 1:5

DETAIL ZÁLIVU NÚDZOVÉHO VÝCHODU

NA NÁSYPE
M 1:50

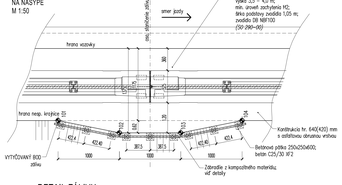

DETAIL ZÁLIVU PRE TELEFÓN NÚDZOVÉHO VOLANIA

M 1:50

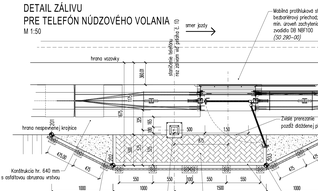

DETAIL KRAJNICE

UKONČENIA VOZOVKOVÝCH VRSTIEV HR. 640mm
M 1:10



DETAIL KRAJNICE

UKONČENIA VOZOVKOVÝCH VRSTIEV HR. 420mm
M 1:10

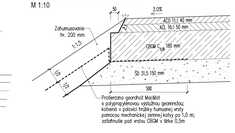

PRECHODOVÝ BLOK

U MOSTNÉ RÍMSY VÝŠKY 70 mm; M 1:10

umiestnenie: 39.622 vlavo pred rímsou mosta 201-00; 39.730 vlavo za rímsou mosta 201-00;
57.245 vlavo pred rímsou mosta 203-00; 57.287 vlavo za rímsou mosta 203-00; 57.244 DSP pred rímsou mosta 203-00; 57.288 DSP za rímsou mosta 203-00

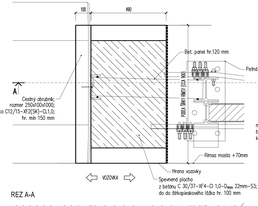
Betónová päta 250x250x600; betón C25/30 XF2
Betónové tiahlo C12/15–XF2(XA1)–CL1,0; hr. min 150 mm